

Spring Garden Printables for Jelly Belly's Spring Collection - Orange/Blue/Green

Designer: Soiree Event Design

Invitation 5x7

Flavor pairing:

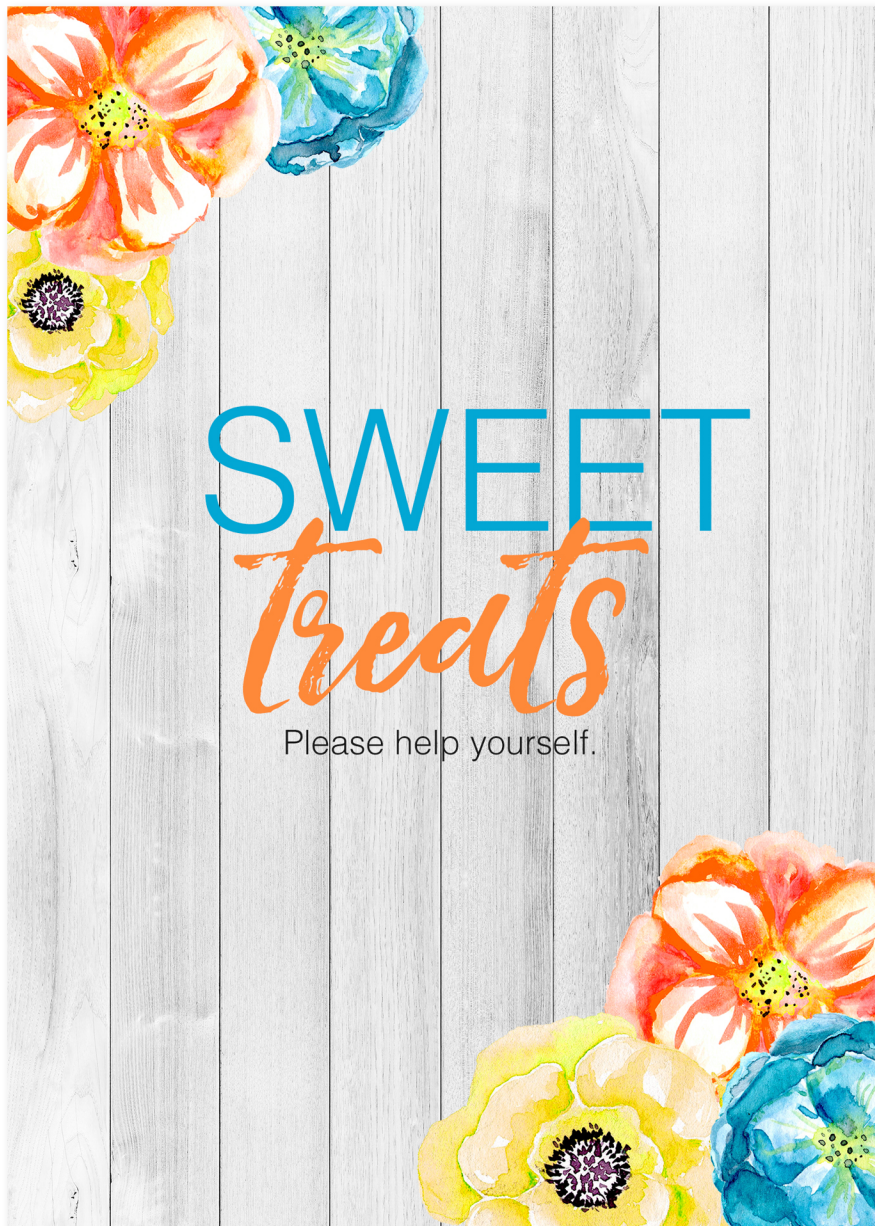
Jewel Spring Mix



Spring Garden Printables for Jelly Belly's Spring Collection - Orange/Blue/Green

Designer: Soiree Event Design

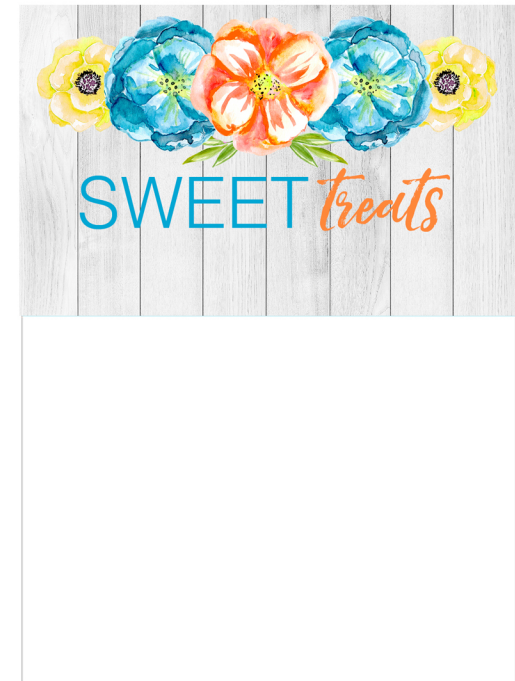
Table Sign



Tent Card



Candy Bag Topper



Thank You Tag or Label






One time personal use only. Commercial use prohibited.









Invitations 5x7

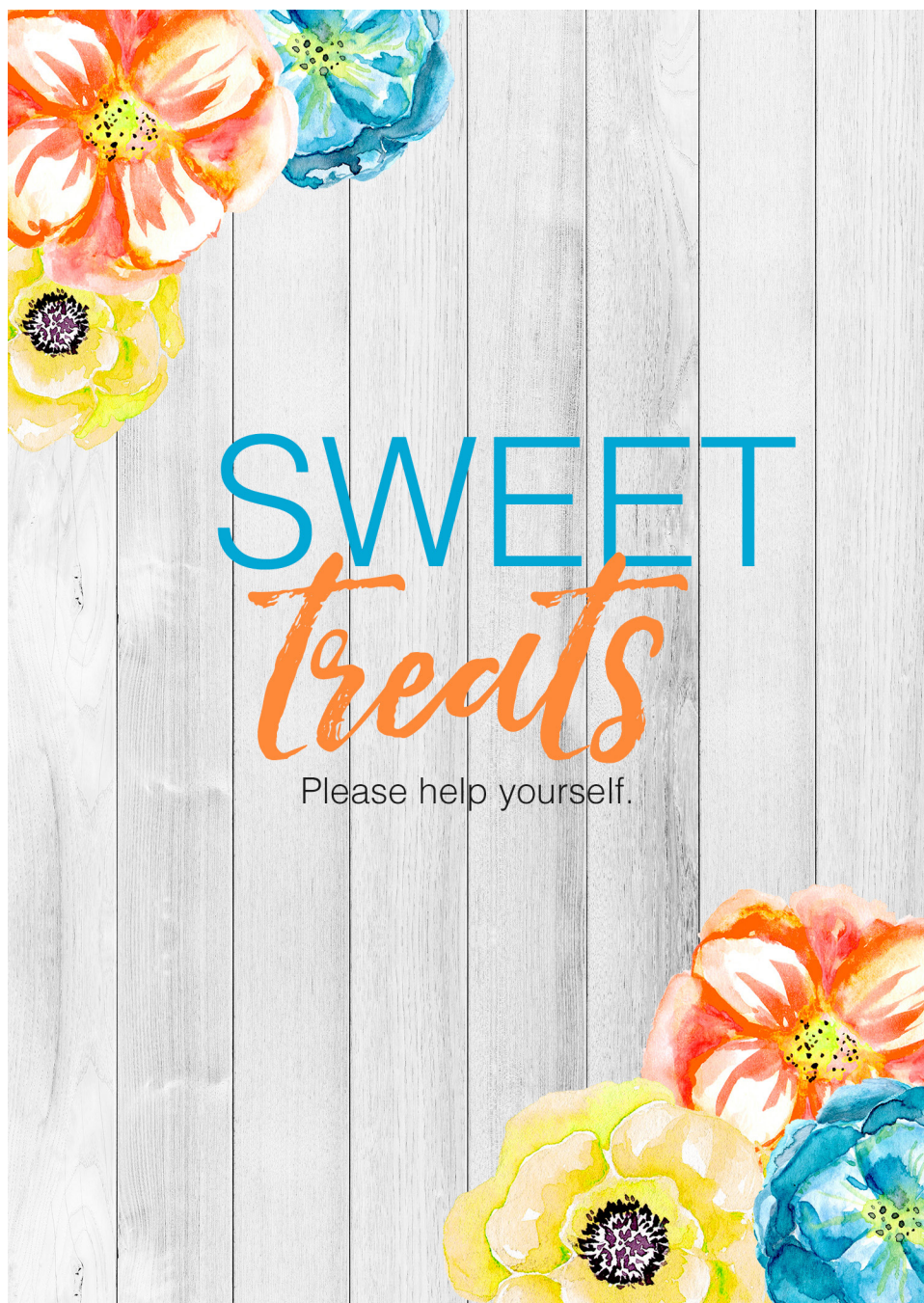
















Jelly Belly Spring Personalized Printable Collections

Directions for Downloading Printables

FREE printable packages include:

- 5x7 invitation (personalized)
- 5"x7" table sign
- 3"x4" foldable tent card (personalized)
- 4"x5" candy/favor bag topper
- 2.25" circle cupcake toppers
- 2.25" "Thank You" tags or labels

Here's how to get started!

- Step 1. Download your preferred printable package (a PDF file), and open in Adobe Acrobat.
- Step 2. Click on the customizable text to personalize the text fields (name, date and invite information fields).
- Step 3. Enter your text into the customizable field.
- Step 4. Print on your preferred paper or labels. You can cut out the tags and cards with scissors or craft punches and cutting tools found at your local craft store.