

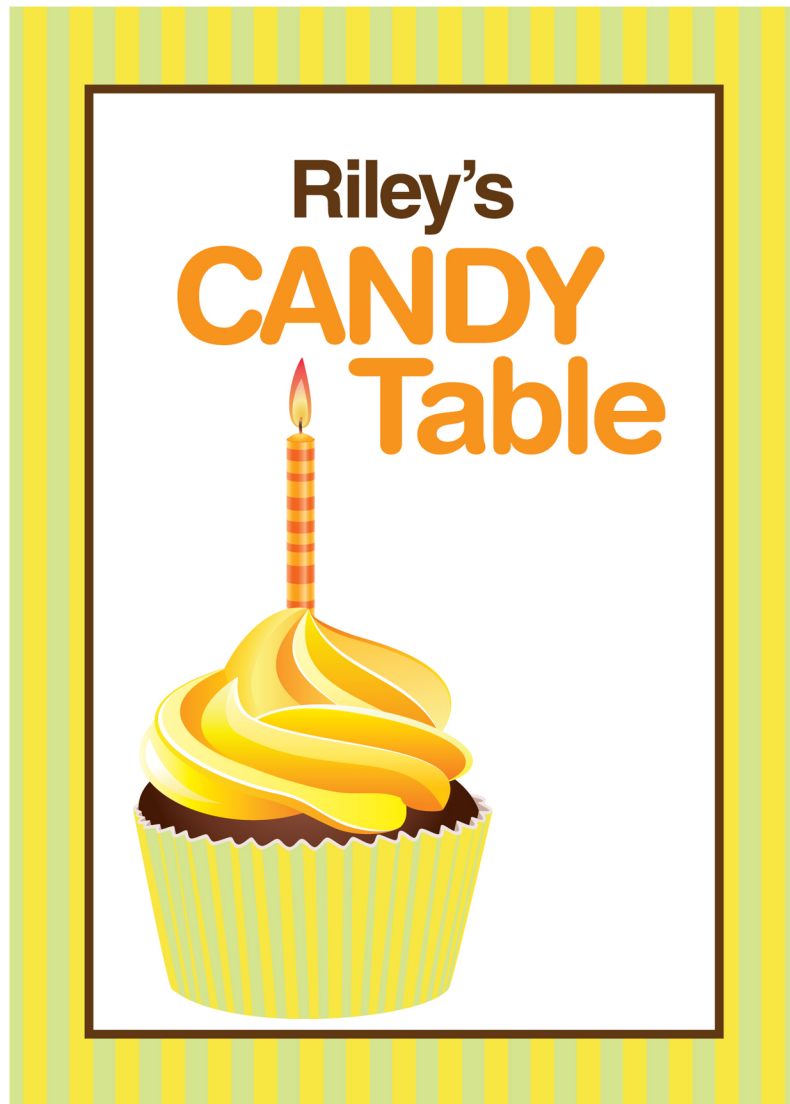
# Happy Birthday Printables for Jelly Belly's Birthday Collection - Mint/Yellow

Designer: Soiree Event Design

Flavor pairings: Kiwi, 7UP®, Lemon Lime, Sunkist® Lime, A&W® Root Beer, Chocolate Pudding, Jelly Bean Chocolate Dips®, Orange Crush®, Orange Sherbert, Sunkist® Lemon, French Vanilla, Coconut

Product: Chocolate Raisins, Chocolate Almonds, Malt Balls, Sunkist® Orange Slices, Peach Rings

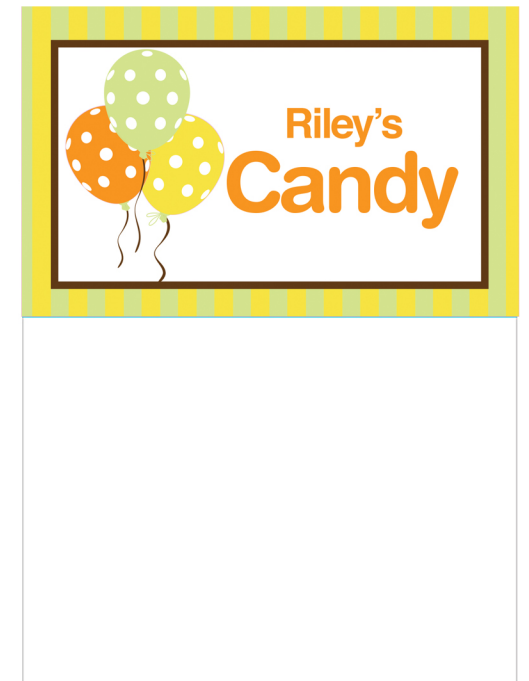
Table Sign




Tent Card



Candy Bag Topper



Thank You Tag or Label



# Happy Birthday Printables for Jelly Belly's Birthday Collection - Mint/Yellow

Designer: Soiree Event Design

## Flavor pairings:

Kiwi, 7UP®

Lemon Lime

Sunkist® Lime,

A&W® Root Beer

Chocolate Pudding

Jelly Bean Chocolate Dips®

Orange Crush®

Orange Sherbert

Sunkist® Lemon

French Vanilla

Coconut

## Product:

Chocolate Raisins

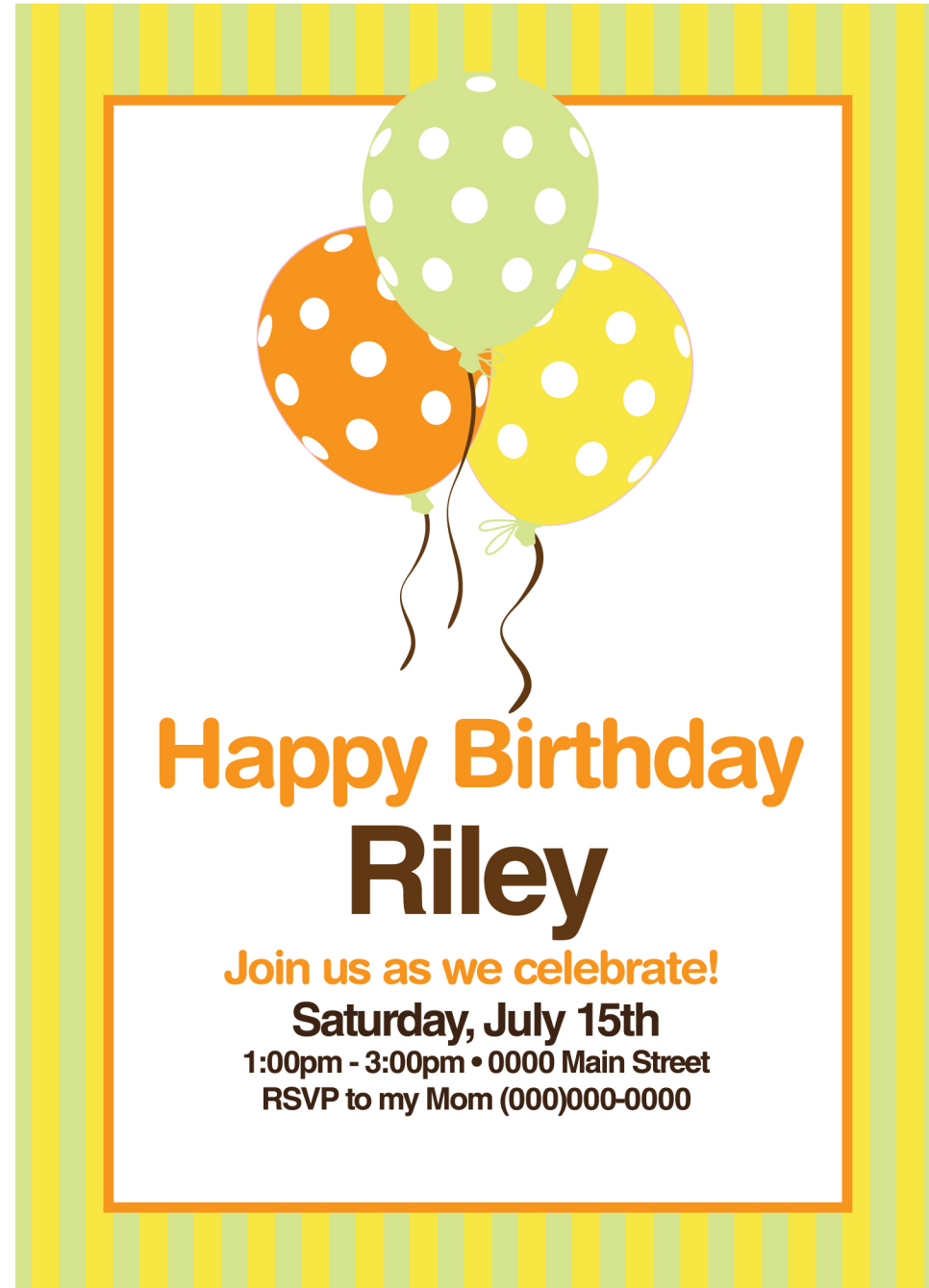
Chocolate Almonds

Malt Balls

Sunkist® Orange Slices

Peach Rings

Invitation 5x7



# Jelly Belly Birthday Personalized Printable Collections

## Directions for Downloading Printables

FREE printable packages include:

5x7 invitation

5"x7" table sign

3"x4" foldable tent card

4"x5" candy/favor bag topper

2.25" circle cupcake toppers

2.25" "Thank You" tags

## Here's how to get started!

- Step 1. Download your preferred printable package (a PDF file), and open in Adobe Acrobat.
- Step 2. Click on the customizable text to personalize the text fields (name, date and invite information fields).
- Step 3. Enter your text into the customizable field.
- Step 4. Print on your preferred paper or labels. You can cut out the tags and cards with scissors or craft punches and cutting tools found at your local craft store.





